

Performance Report November 2013

(data to the end of October)

Gary Goose

Safer Peterborough Performance Monitoring



The Safer Peterborough Partnership Performance Framework will aim to illustrate:

Indicator 1: Peterborough's month on month change in levels of crime, with a view to meeting or exceeding the 10% reduction target for 2014

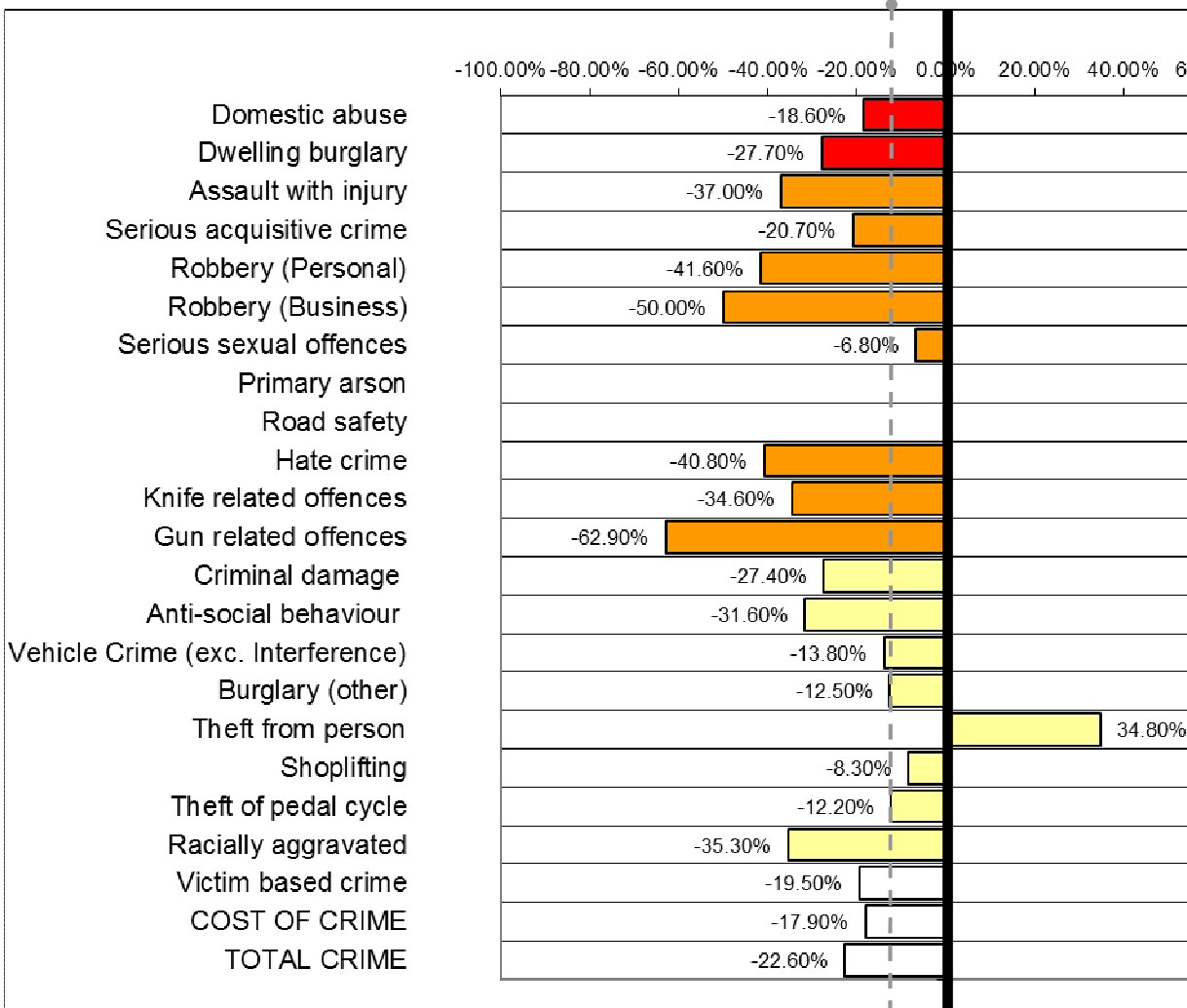

Indicator 2: Peterborough's rate of improvement compared to the other 329 Community Safety Partnerships in England and Wales

Indicator 3: Complaints that affect citizen's quality of life

Indicator 1: Continuous improvement



39

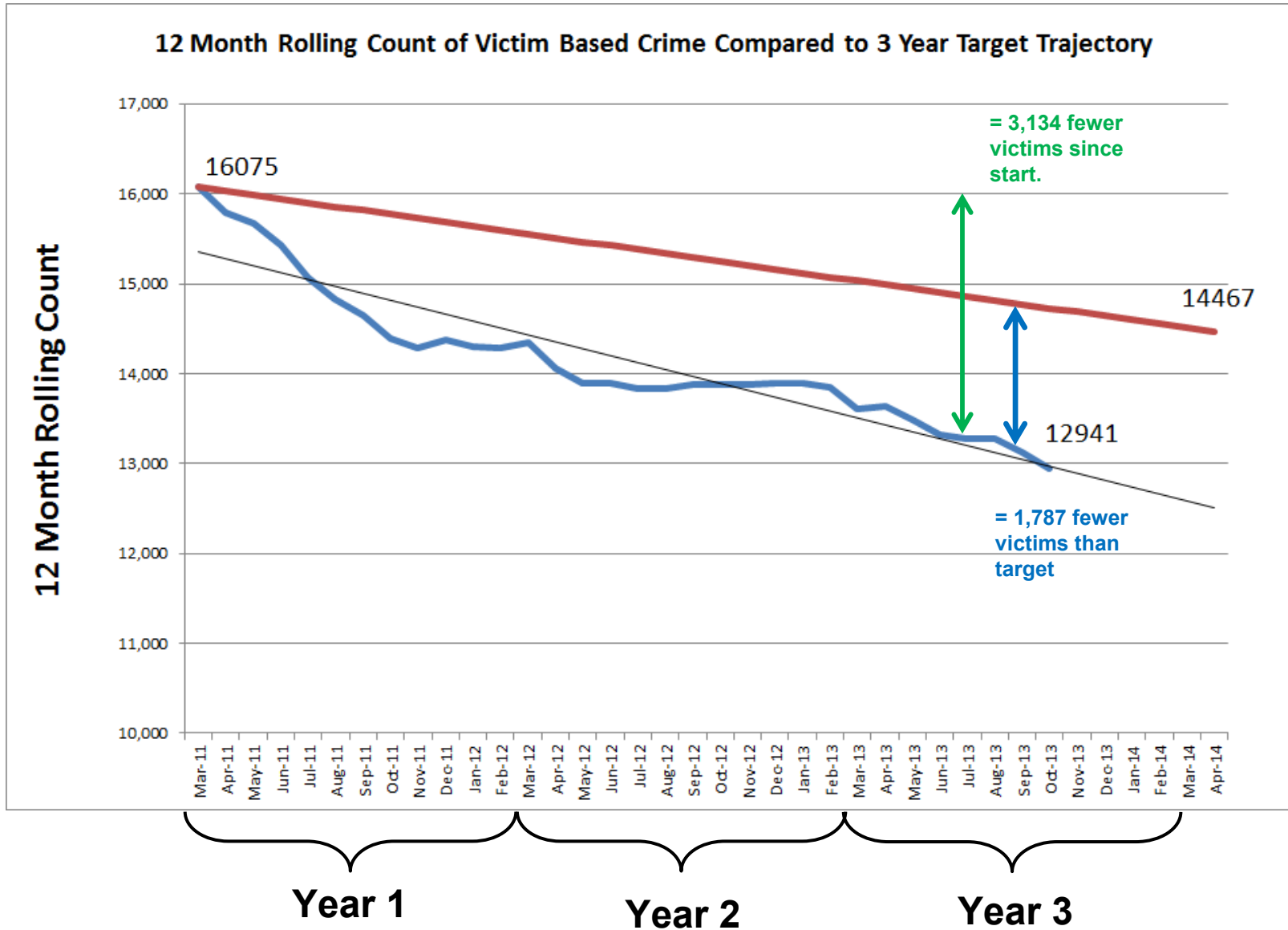


MONTHLY CHANGE OVERVIEW

- ASB recorded another drop from 933 in September to 914 in October, although 12 month rolling figures showed a slight overall increase by 0.3%.
- Vehicle Crime (exc. Interference) recorded the lowest monthly count of 82 and accordingly recorded its lowest 12 month rolling count of 13.8% since Oct-12.
- Theft from Person recorded a lower than average volume of offences for the month (26), which resulted in the lowest 12 month rolling total of 34.8 above the baseline since Jan-13 (33.9).
- The Cost of Crime in September declined to 17.9% below the baseline; a record low.
- October saw a decrease in the number of Total Crimes, from 1,205 in September to 1,160 in October; a month on month reduction of 3.9% and 12 month rolling reduction stretching a further 1.2% to 22.6% below the baseline.

10% Target reduction Baseline

Indicator 1: Continuous improvement



Microbeat summary

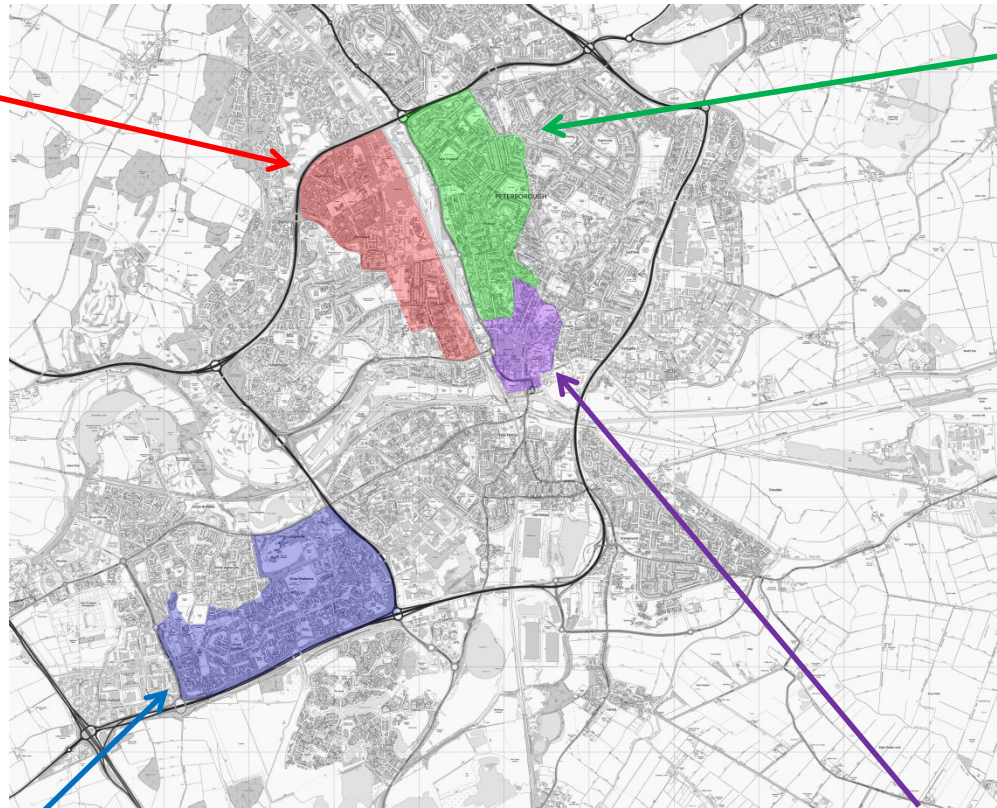


WWRAP

- Crime: Maintained a low Total Crime number of 55 and has accordingly fallen to 11.5% below the baseline.

- QoL: Recorded a record high of 209, almost entirely due to a rapid increase in Flytipping Cleanups.

- ASB: Recorded the same low amount of ASB as the previous month (48), but fell to 1.3% below the baseline.



Op CanDo

- Crime: Recorded another monthly reduction to 102 after a peak of 158 in August-13. Accordingly, Total Crime is now 9.7% below the baseline.

- QoL: Recorded a record high of 298, almost entirely due to a rapid increase in Flytipping Cleanups.

- ASB: Recorded another monthly reduction to 88 from a peak in of 136 in July-13. The 12 month rolling total is fluctuating around the baseline.

HALO

- Crime: Recorded one of the lowest counts of Total Crime (62) and is now accordingly 14.9% below the baseline.

- QoL: Recorded a penultimate high of 120, almost entirely due to a rapid increase in Flytipping Cleanups.

- ASB: Recorded a very low count of ASB (55) - almost half of a peak in August-13 (103) - and is accordingly only 1.9% above the baseline.

City centre

- Crime: Maintained a similar number to last month (195) and dropped to 7.4% below the baseline.

- QoL: Recorded another gradual increase to 52 and is now 10.6% above the baseline.

- ASB: Dropped to 73 after August-13's peak of 106, yet is still 14.4% above the baseline.

This page is intentionally left blank